

# TA300 AC/DC Current Probe

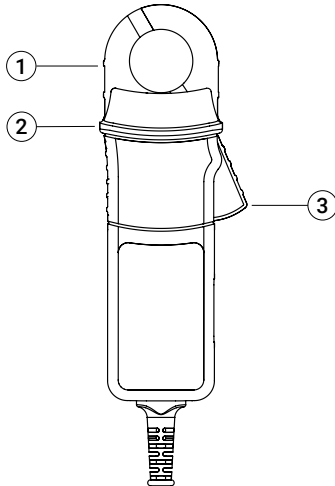
## User's Guide



## Introduction

The TA300 is a 100 kHz bandwidth, single-range 40 A AC or DC current probe using the D9 connector specific to the PicoScope 4444 differential oscilloscope. On connection with the scope, the probe is instantly sensed and the vertical range automatically set up in PicoScope software. The probe is also powered by the scope through the D9 connector.

Note: When using the PicoScope 4444 with USB power (no AC adaptor connected), sensor power is limited to a maximum of 3 x TA300 probes at once.



1. Jaws
2. Tactile barrier
3. Jaw trigger

## Safety information

A **WARNING** identifies conditions or practices that could result in injury or death.

A **CAUTION** identifies conditions or practices that could result in damage to the product or equipment to which it is connected.




### WARNING




To prevent injury or death, use the product only as instructed. The protection provided by the product may be impaired if used in a manner not specified by the manufacturer.

**Safety:** Conforms to EN 61010-1 and EN 61010-2-032, CAT III 300 V, Class II, Pollution degree 2, indoor use.

**EMC:** Conforms to EN 61326-2-2.

The symbols used on this instrument are:

	Caution: refer to accompanying documents
	Application around and removal from <b>UNINSULATED HAZARDOUS LIVE</b> conductors is permitted. Use of the probe on <b>uninsulated conductors</b> is limited to 300 V AC RMS or DC, and frequencies below 1 kHz.
	Equipment protected by double insulation (Class II)

	Alternating current
	Direct current
	Earth (ground) terminal
<b>CAT II</b>	Measurement Category II is applicable to test and measuring circuits connected directly to utilization points (socket outlets and similar points) of the low-voltage mains installation.
<b>CAT III</b>	Measurement Category III is applicable to test and measuring circuits connected to the distribution part of the building's low-voltage mains installation.
<b>CE</b>	Complies with relevant European Directives

 **WARNING**

Use caution during the installation and use of this product; high voltages and currents may be present in the circuit under test.

 **WARNING**


The TA300 current probe has a tactile barrier provided for user safety. To prevent injury or death, do not hold the current probe beyond the tactile barrier when in use.

 **WARNING**

The TA300 current probe is marked with its maximum voltage rating, which applies when clamped over an uninsulated conductor. To prevent injury or death, do not use the current probe on an uninsulated conductor operating outside the probe's marked voltage protection levels.

 **WARNING**

To prevent injury or death, if the probe has a  symbol or is not marked with any symbol, always de-energize any uninsulated conductor before you install or remove the probe.

A current probe with the  symbol may be safely installed on or removed from an uninsulated conductor while the conductor is energized (live).

 **WARNING**

When measuring currents in uninsulated circuits connected directly to the utility power supply, always use probes with the appropriate CAT ratings.

To prevent injury or death, always follow the CAT rating of the probe and do not use a non CAT-rated current probe to measure utility power current.

Always use extreme caution when working around bare conductors or bus bars. Contact with the conductor could result in electric shock. Always follow relevant industry-standard safety procedures and use appropriate Personal Protective Equipment (PPE) where applicable. Safety training is essential in these cases and should be separately gained.

**⚠ CAUTION**

To avoid damage to the probe and inaccurate readings, do not use a current probe on a circuit that exceeds the probe's maximum rated frequency, or the maximum rated current at the measurement frequency.

All current probes have a maximum current rating which may be derated depending on the measurement frequency in accordance with the following table:

Probe	Probe maximum current (I) by frequency (f)	Auto power-off	Power supply/battery	Connection
TA300	$I_{RMS} \times f \leq 400\,000$	N/A	Oscilloscope powered	9-way D plug

**Environment**

This product is for indoor use, in dry locations only.

**⚠ WARNING**

To prevent injury or death, do not use in wet or damp conditions, or near explosive gas or vapor.

**⚠ CAUTION**

To prevent damage, always use and store your unit in appropriate environments as below:

Probe	Operating temperature	Storage temperature	Operating humidity	Storage humidity	Pollution degree	Max. altitude
			(non-condensing)			
TA300	0 to 50 °C	-20 to +85 °C	15 to 85 %RH		2	2000 m

**Operating instructions****Connecting the probe to the PicoScope 4444**

Connect the TA300 to the required channel of the PicoScope 4444 via the D9 connector. The oscilloscope will identify, power and activate the probe automatically.

**Zeroing the probe**

The output zero offset of the probe may change due to thermal shifts and other environmental conditions. Offset is controlled via the PicoScope software: open the Channel Options menu and adjust the DC Offset controls. When zeroing the probe, close its jaws and keep it away from the current-carrying conductor.

**Current measurement**

1. Connect the output lead to the oscilloscope.
2. Zero the probe.
3. Clamp the jaws of the probe around the conductor, ensuring a good contact between the closing faces of the jaws.
4. Observe and take measurements as required. Positive output indicates that the current flow is in the direction shown by the arrow on the probe.

## Care of the product

The product contains no user-serviceable parts. Repair, servicing and adjustment require specialized test equipment and must only be performed by Pico Technology or an approved service provider. There may be a charge for these services unless covered by the Pico one year warranty.

Inspect the probe and all connectors and cables before use for signs of damage.

**Cleaning:** Wipe the case with a damp cloth and mild detergent. Do not use abrasives or solvents. Dirt or moisture in the terminals can affect readings.

## Specifications

<b>Electrical data (at 23 ±5 °C, 70 %RH maximum)</b>	
Nominal current	40 A AC peak or DC
Measuring range (s)	40 A
Overload capacity	500 A (60 s)
Output sensitivity	100 mV/A
Accuracy <sup>1</sup>	±1% of reading ±2 mA
Resolution	±1 mA
Gain variation	±0.02% of reading/°C
Frequency range	DC to 100 kHz (-0.5 dB)
Power supply	5 V nominal via PicoScope 4444
Load impedance (minimum)	> 100 kΩ and ≤ 100 pF
<b>General data</b>	
Conductor size	25 mm diameter
Output cable and connectors	2 m long screened cable terminated with D9 plug
<sup>1</sup> Accuracy quoted is for conductor in center of aperture	

## Warranty and returns

Your probe is supplied with a one-year return-to-manufacturer warranty. You may also return your probe for any reason within 14 days of purchase for a refund. For terms and conditions, visit [picotech.com/about](http://picotech.com/about).



## Legal information

Information regarding Pico's software licenses, liability, privacy policy, trademarks and other legal matters is available (in English only) at [picotech.com/about/legal-information](http://picotech.com/about/legal-information).





**United Kingdom global headquarters:**

Pico Technology  
James House  
Colmworth Business Park  
St. Neots  
Cambridgeshire  
PE19 8YP  
United Kingdom

 +44 (0) 1480 396 395  
 sales@picotech.com



**North America regional office:**

Pico Technology  
320 N Glenwood Blvd  
Tyler  
TX 75702  
United States

 +1 800 591 2796  
 sales@picotech.com



**Asia-Pacific regional office:**

Pico Technology  
Room 2252, 22/F, Centro  
568 Hengfeng Road  
Zhabei District  
Shanghai 200070  
PR China

 +86 21 2226-5152  
 pico.asia-pacific@picotech.com

**Germany regional office and EU Authorized Representative:**

Pico Technology GmbH  
Im Rehwinkel 6  
30827 Garbsen  
Germany

 +49 (0) 5131 907 62 90  
 info.de@picotech.com

[www.picotech.com](http://www.picotech.com)

